



2016 U.S. LINE OF DUTY DEATHS

FULL BIOGRAPHIES AND INCIDENT DETAILS FOR EACH OF THESE FALLEN HEROES ARE AVAILABLE ON THE OFFICER DOWN MEMORIAL PAGE AT WWW.ODMP.ORG. THEIR SACRIFICE WILL NEVER BE FORGOTTEN.



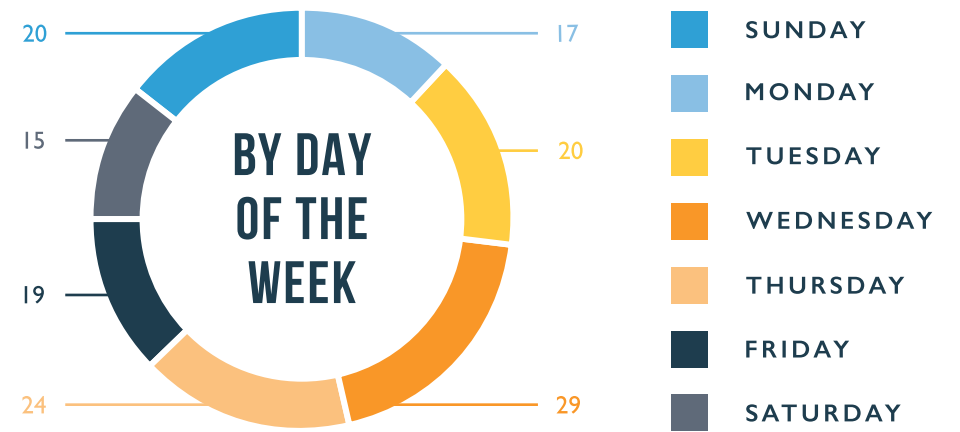

TOTAL LODDs

144

8 INCIDENTS W/
MULTIPLE LODDs

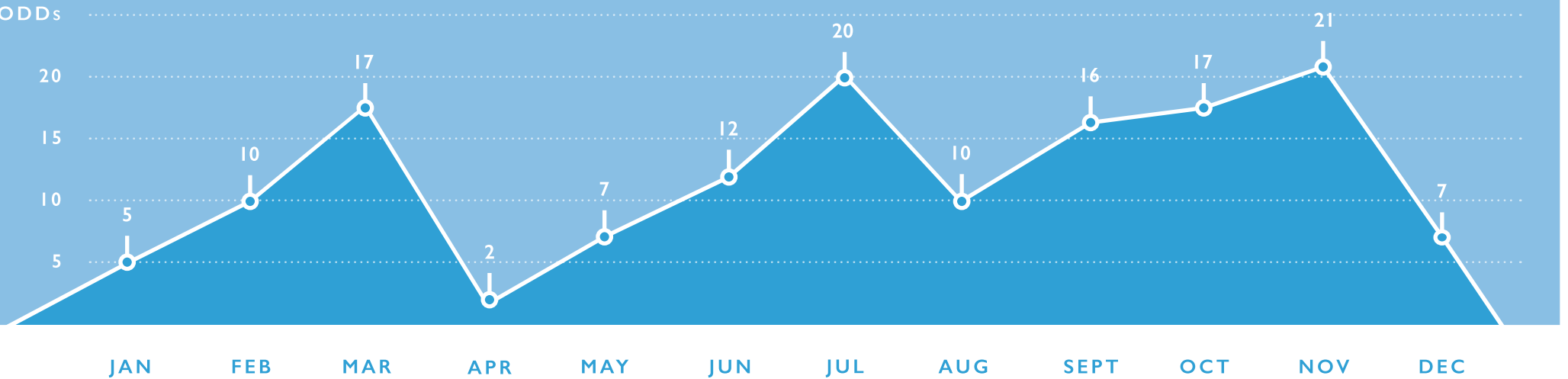
FELONIOUS LODDs

NON-FELONIOUS
/ ACCIDENTAL
LODDs



25 LODDs

BY MONTH



6 FEMALES



138 MALES

40 MILITARY VETERANS

SHORTEST LENGTH
OF SERVICE
1 DAY

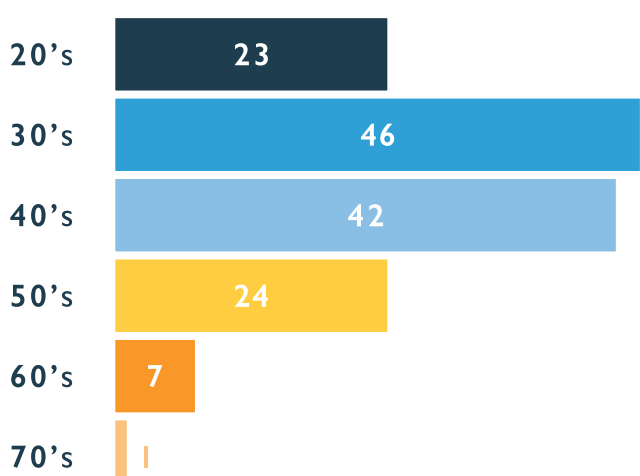
AVERAGE LENGTH
OF SERVICE
13 YEARS, 4 MONTHS

LONGEST LENGTH
OF SERVICE
40 YEARS

BY LOCATION

ALABAMA	1	INDIANA	1	NEW JERSEY	4	SOUTH CAROLINA	1
ALASKA	1	IOWA	5	NEW MEXICO	3	TENNESSEE	6
ARIZONA	2	KANSAS	3	NEW YORK	4	TEXAS	19
ARKANSAS	3	LOUISIANA	9	NORTH CAROLINA	2	TRIBAL & FEDERAL	7
CALIFORNIA	11	MARYLAND	3	NORTH DAKOTA	1	UTAH	3
COLORADO	3	MASSACHUSETTS	2	OHIO	5	VIRGINIA	3
FLORIDA	6	MICHIGAN	7	OREGON	1	WASHINGTON	1
GEORGIA	8	MISSISSIPPI	1	PENNSYLVANIA	4	WEST VIRGINIA	1
ILLINOIS	4	MISSOURI	2	PUERTO RICO	4	WISCONSIN	3

BY AGE



YOUNGEST
22

AVERAGE
41

OLDEST
73

LEADING CAUSES OF DEATH



OTHER BREAKDOWN



2016 POLICE
K9 LODDs
34

FOR MORE INFO
VISIT US AT
WWW.ODMP.ORG

DATA COLLECTED 3/17/17