



2017 U.S. LINE OF DUTY DEATHS

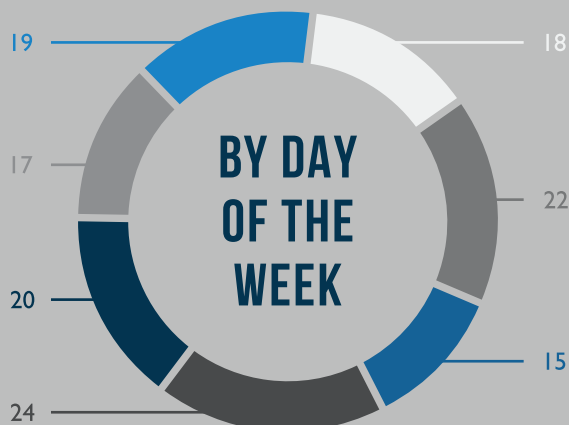
FULL BIOGRAPHIES, INCIDENT DETAILS, AND TRIBUTES FOR EACH OF THESE FALLEN HEROES ARE AVAILABLE ON THE OFFICER DOWN MEMORIAL PAGE AT WWW.ODMP.ORG. THEIR SACRIFICE WILL NEVER BE FORGOTTEN.

TOTAL LODDs

135

7 INCIDENTS W/
MULTIPLE LODDs

- SUNDAY
- MONDAY
- TUESDAY
- WEDNESDAY
- THURSDAY
- FRIDAY
- SATURDAY



FELONIOUS LODDs

NON-FELONIOUS
/ ACCIDENTAL
LODDs

45%

55%

♀ 9 FEMALES

♂ 126 MALES

40 MILITARY VETERANS

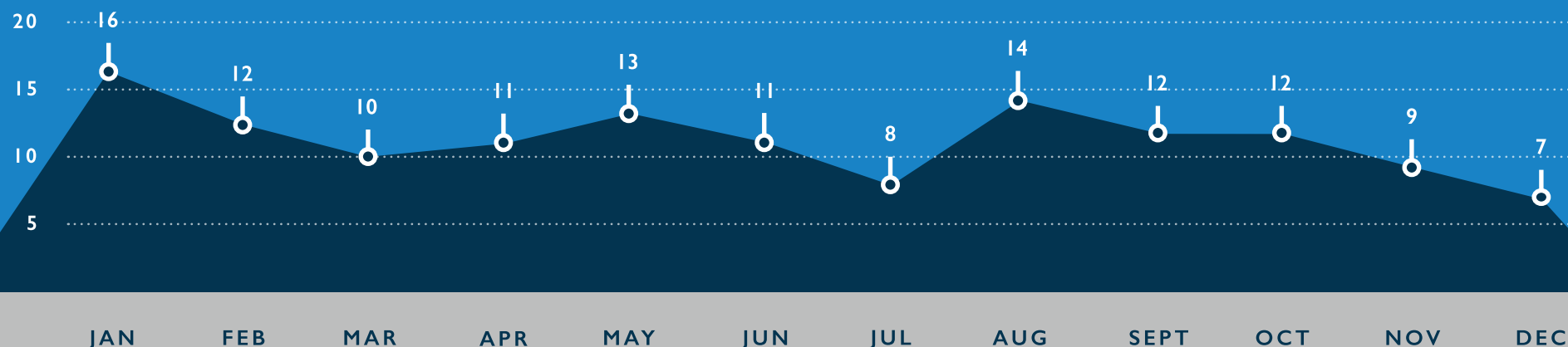
SHORTEST LENGTH
OF SERVICE
30 DAYS

AVERAGE LENGTH
OF SERVICE
12 YEARS, 11 MONTHS

LONGEST LENGTH
OF SERVICE
43 YEARS

25 LODDs

BY MONTH



BY LOCATION

ALABAMA	1	IOWA	1	NEBRASKA	1	PUERTO RICO	5
ARIZONA	1	KENTUCKY	1	NEVADA	2	SOUTH CAROLINA	4
ARKANSAS	3	LOUISIANA	5	NEW JERSEY	1	TENNESSEE	2
CALIFORNIA	8	MAINE	1	NEW MEXICO	2	TEXAS	16
COLORADO	1	MARYLAND	2	NEW YORK	12	VIRGINIA	4
DELAWARE	4	MICHIGAN	5	NORTH CAROLINA	5	WASHINGTON	1
FLORIDA	10	MINNESOTA	1	NORTH DAKOTA	1	WEST VIRGINIA	1
GEORGIA	6	MISSISSIPPI	2	OHIO	5	WISCONSIN	2
ILLINOIS	6	MISSOURI	2	OKLAHOMA	6	WYOMING	1
INDIANA	1	MONTANA	1	PENNSYLVANIA	2		

LEADING CAUSES OF DEATH

47
AUTO-RELATED

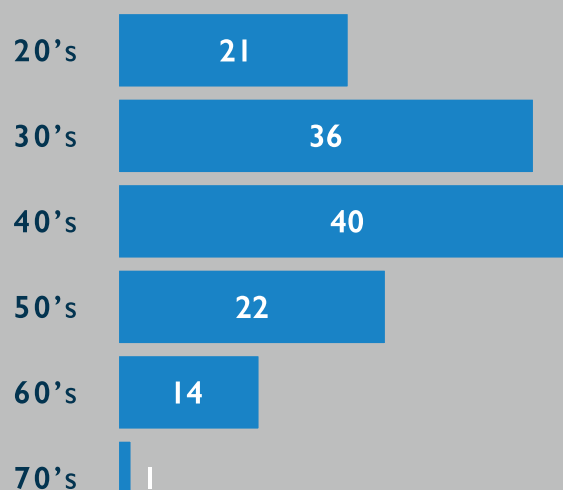
46
GUNFIRE

27
OTHER

15
HEART ATTACK

- 6 9/11 RELATED ILLNESS
- 5 ASSAULT
- 5 DROWNED
- 3 DUTY RELATED ILLNESS
- 2 AIRCRAFT ACCIDENT
- 2 BOATING ACCIDENT
- 1 ANIMAL RELATED
- 1 TOXIN EXPOSURE
- 1 STABBED
- 1 UNIDENTIFIED

BY AGE



YOUNGEST **20** AVERAGE **43** OLDEST **71**



2017 POLICE
K9 LODDs

24

FOR MORE INFO
VISIT US AT
WWW.ODMP.ORG

DATA COLLECTED 4/1/18